

# Marie-Louise Ramsdale

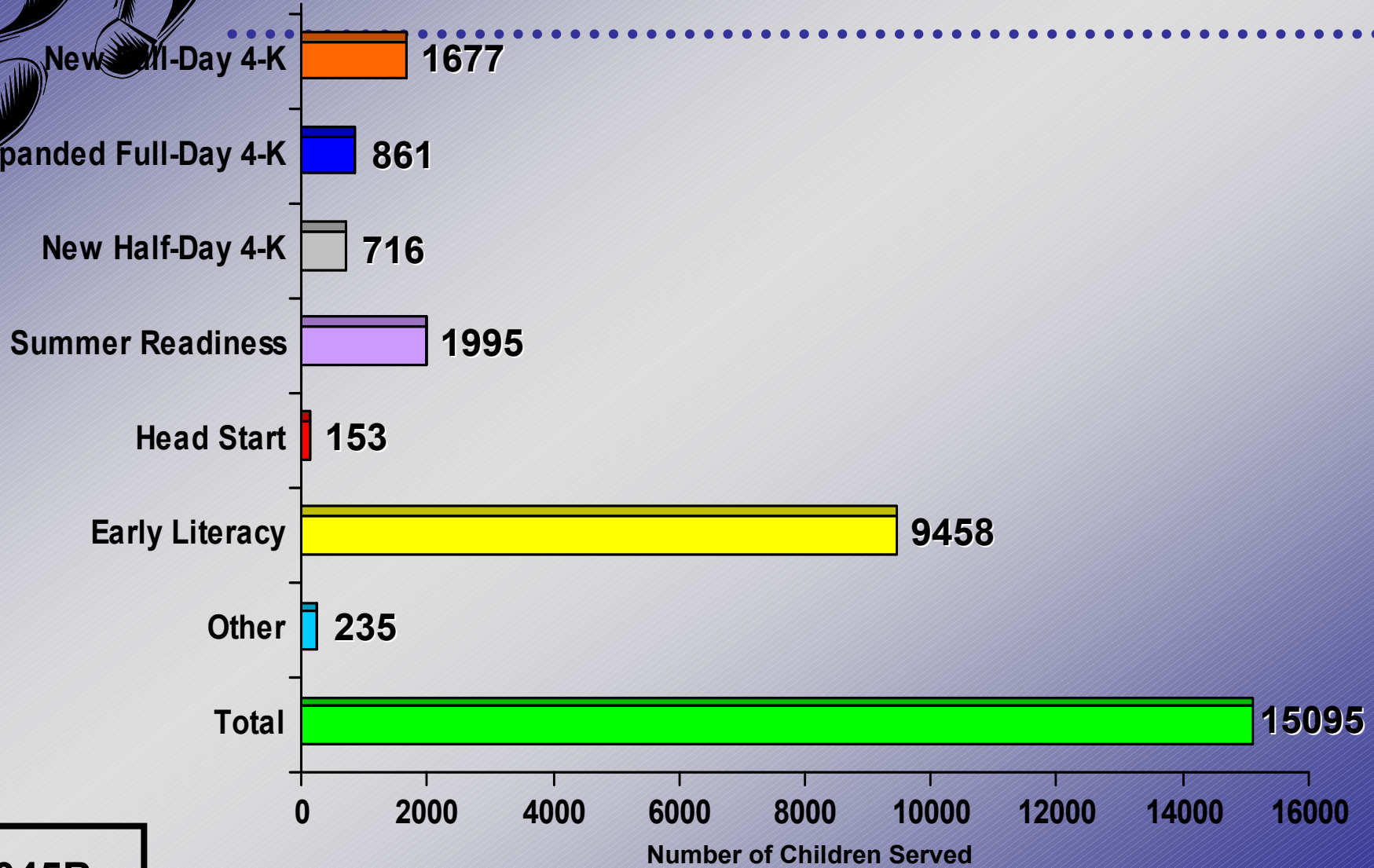
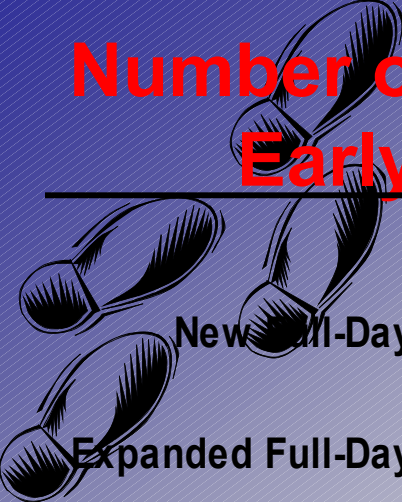


# First Step's Five Legislative Goals

---


- Provide parents with access to the support they might seek and want to strengthen their families and to promote the optimal development of their preschool children.
- Increase comprehensive services so children have reduced risk for major physical, developmental, and learning problems.
- Promote high quality preschool programs that provide a healthy environment that will promote normal growth and development.
- Provide services so all children receive the protection, nutrition, and health care needed to thrive in the early years of life so they arrive at school ready to learn.
- Mobilize communities to focus efforts on providing enhanced services to support families and their young children to enable every child to reach school healthy and ready to learn.

# Number of Children Served by First Steps-Funded Early Education Initiatives – 2002 Report




5045B

# Number of Families Served by First Steps-Funded Parent Education and Family Strengthening Initiatives – 2002 Report



Parents as  
Teachers/Parent, Child,  
Home




Family Literacy



Service Coordination



Other



Total

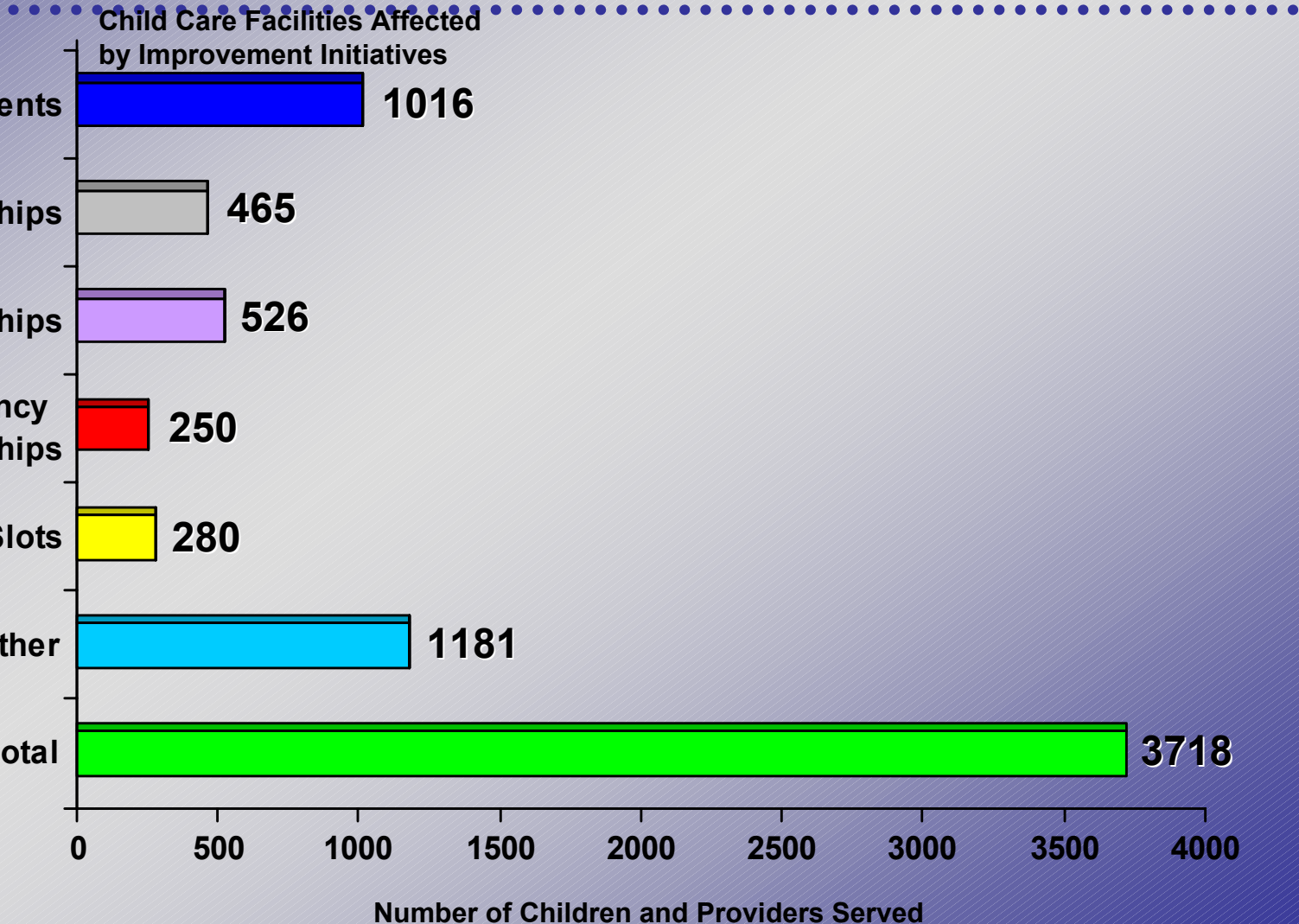


0 2000 4000 6000 8000 10000 12000

Number of Families Served

5045C

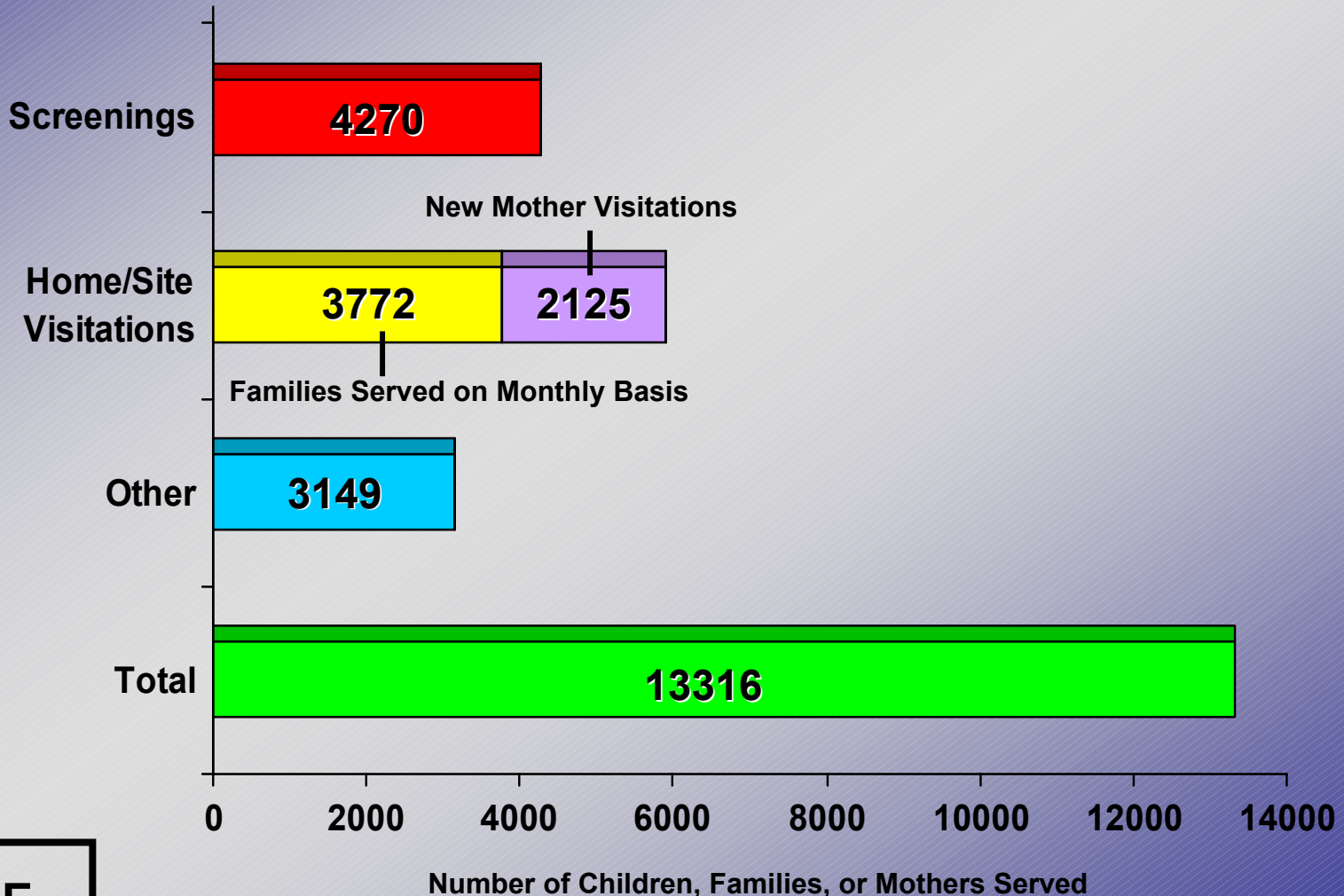
# Number of Children and Providers Served by First Steps-Funded Child Care Initiatives – 2002 Report



5045D

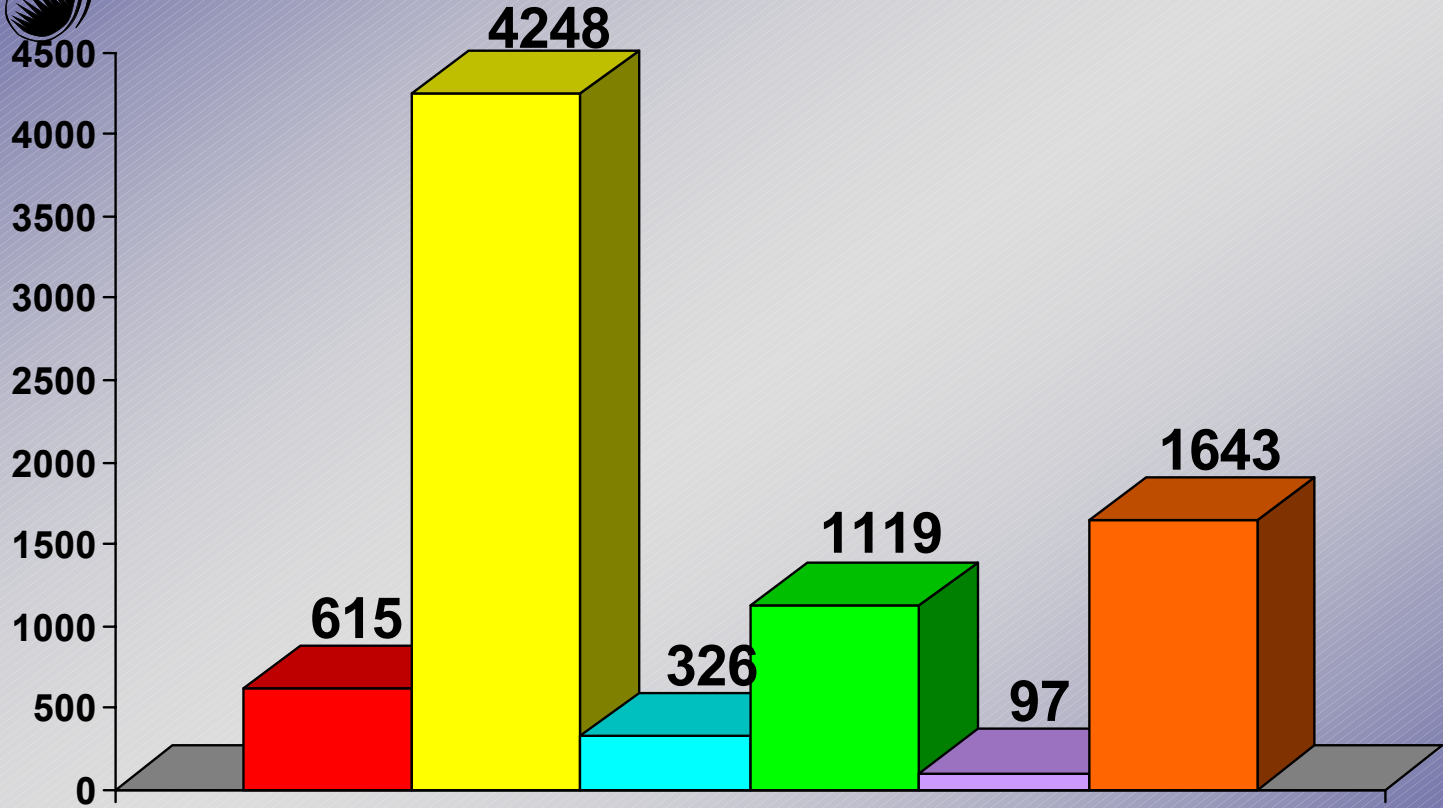


# Number of Children and Families Served by First Steps-Funded Health Initiatives – 2002 Report

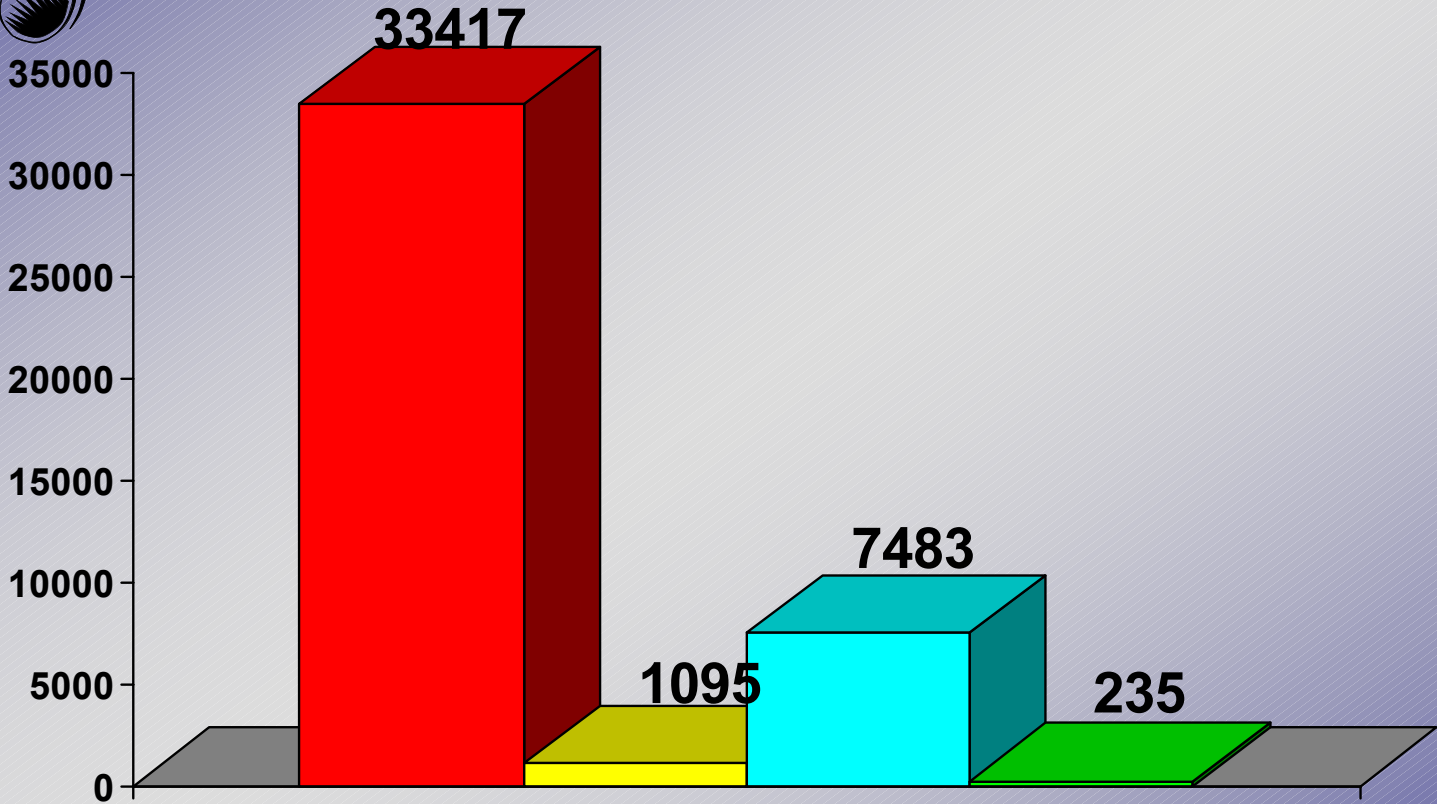


5045E

# Number of Children Served by First Steps-Funded Early Education Initiatives – 2003 Report



# Number of Children Served by First Steps-Funded Child Care Initiatives – 2003 Report

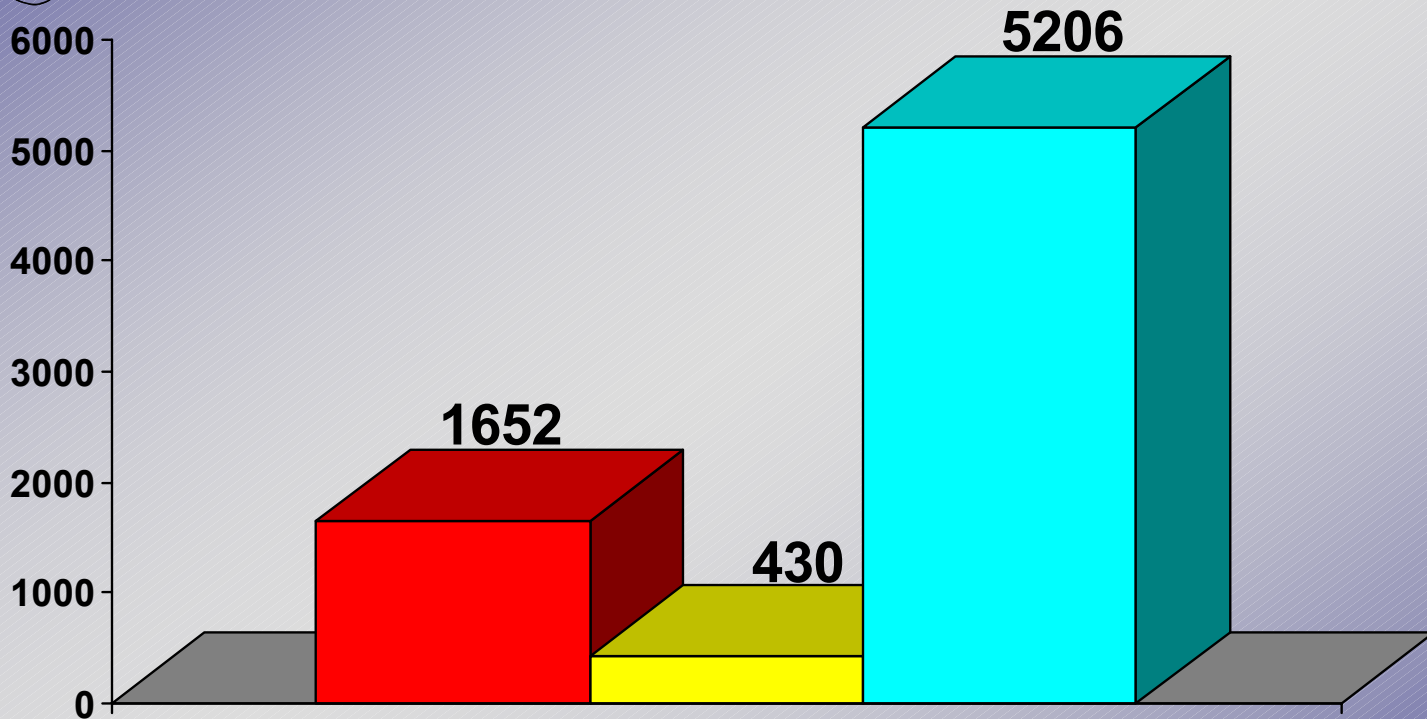


■ Child Care Quality Enhancement    ■ Scholarships  
■ Center Staff Training & Development    ■ Resource & Referral Services

**5045G**



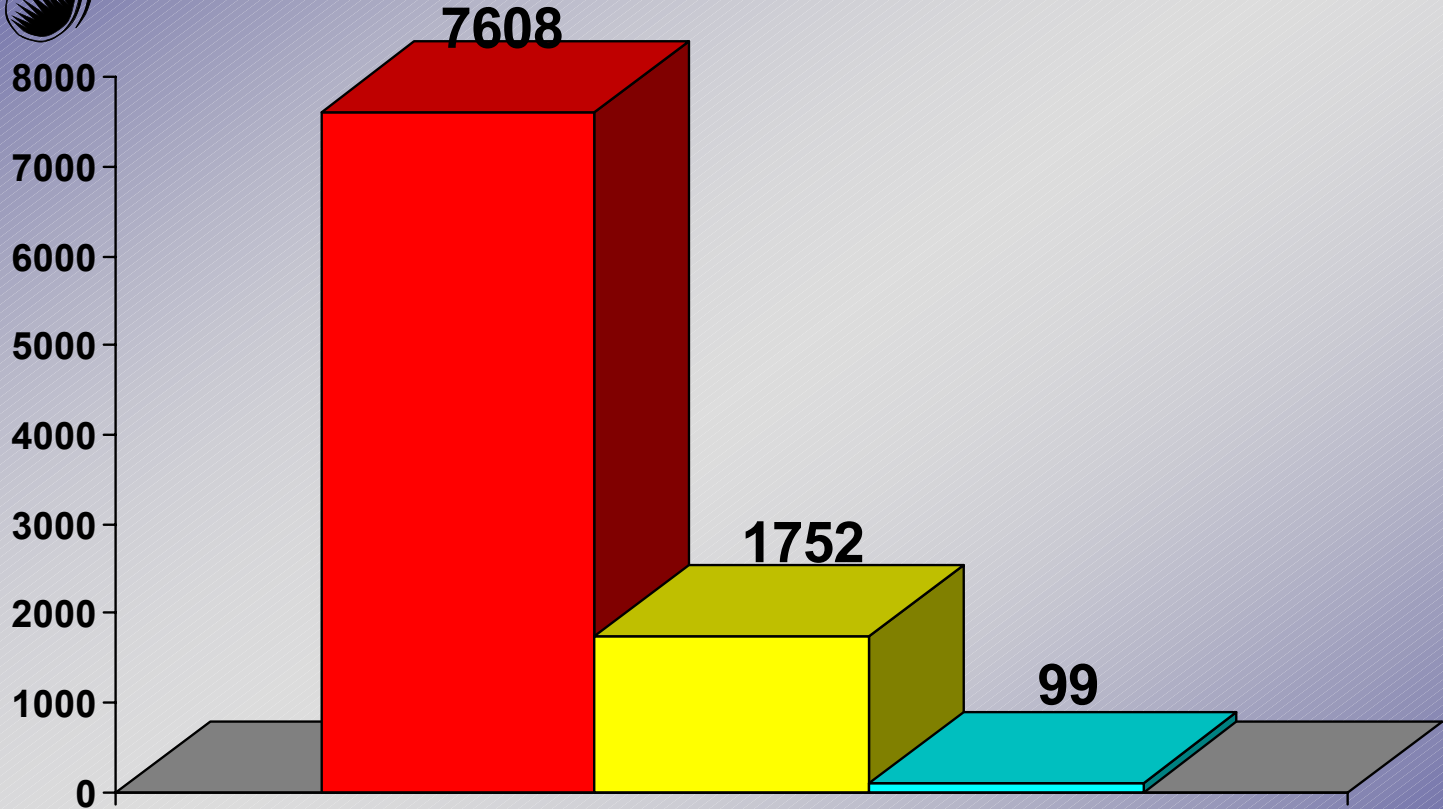
# Number of Children Served by First Steps-Funded Parent Education and Literacy Initiatives – 2003 Report



- Parent Training
- Family Literacy Model Programs
- Parents as Teachers and Parent-Child Home

5045H

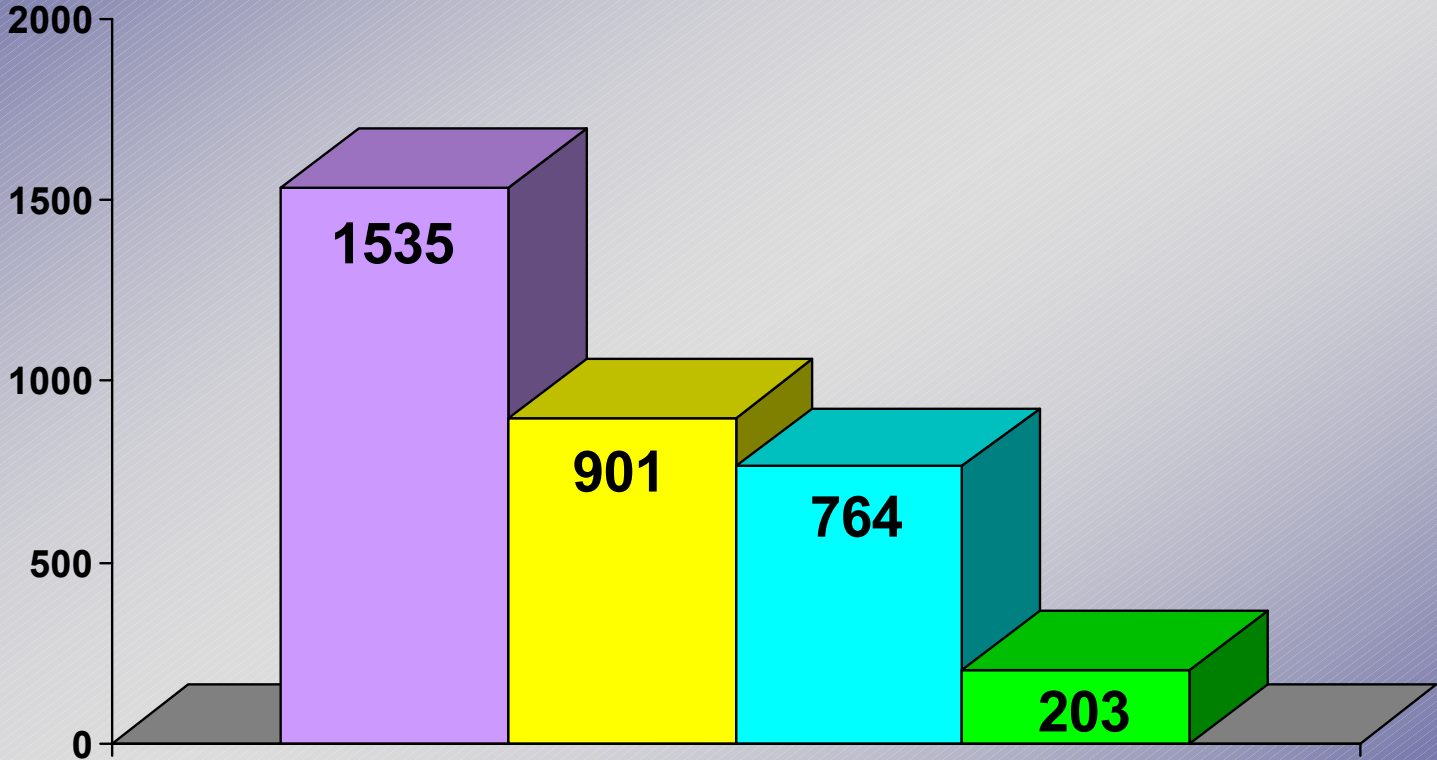
# Number of Children Served by First Steps-Funded Early Literacy Initiatives – 2003 Report



■ Library-Based Programs      ■ Other Early Literacy / Learning  
■ English as a Second Language

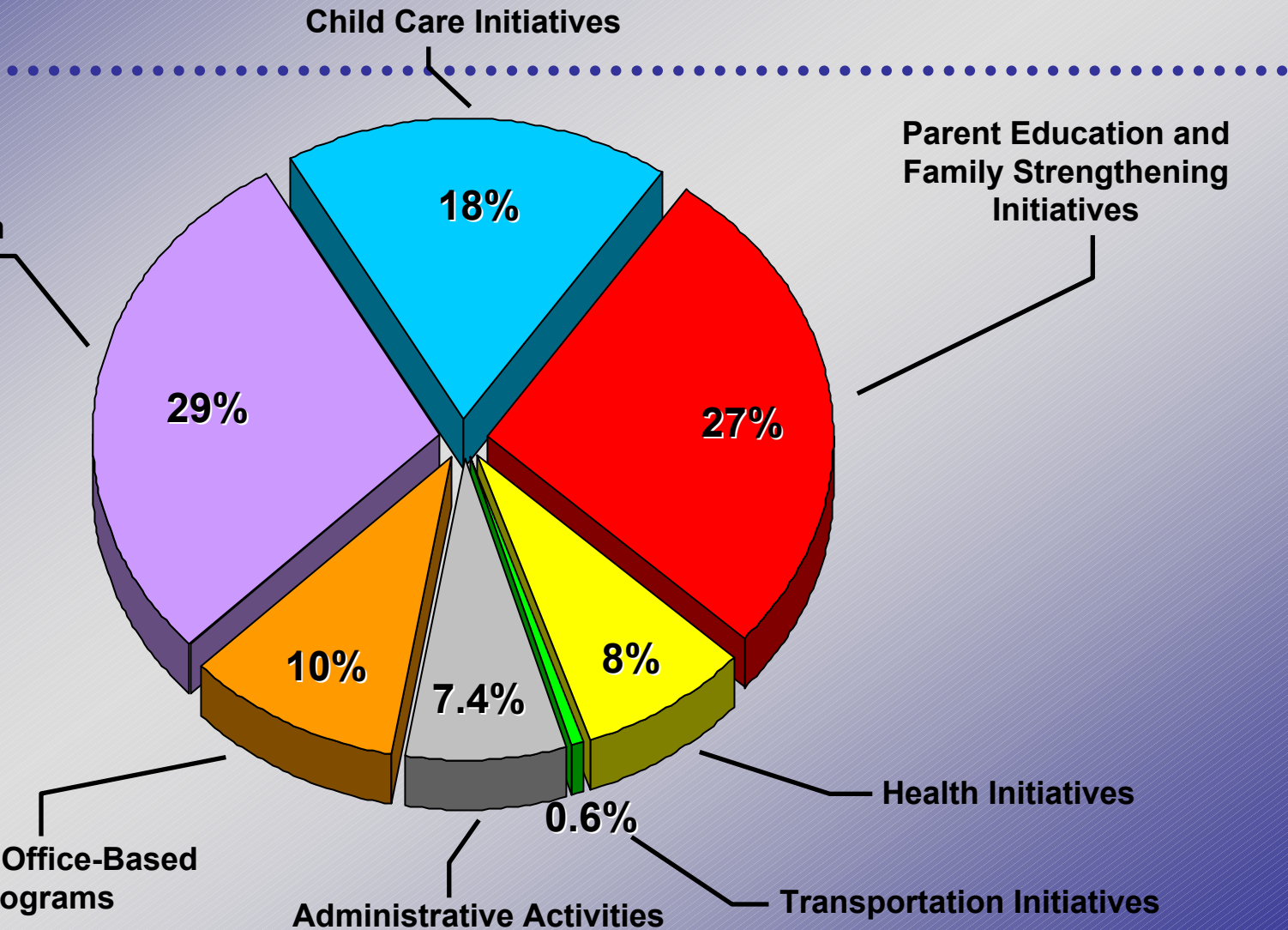

50451

# Number of Children Served by First Steps-Funded Health Initiatives – 2003 Report



■ Home-Based Services      ■ Nutrition Programs  
■ Non-Home Based Health      ■ Public Health Based Services

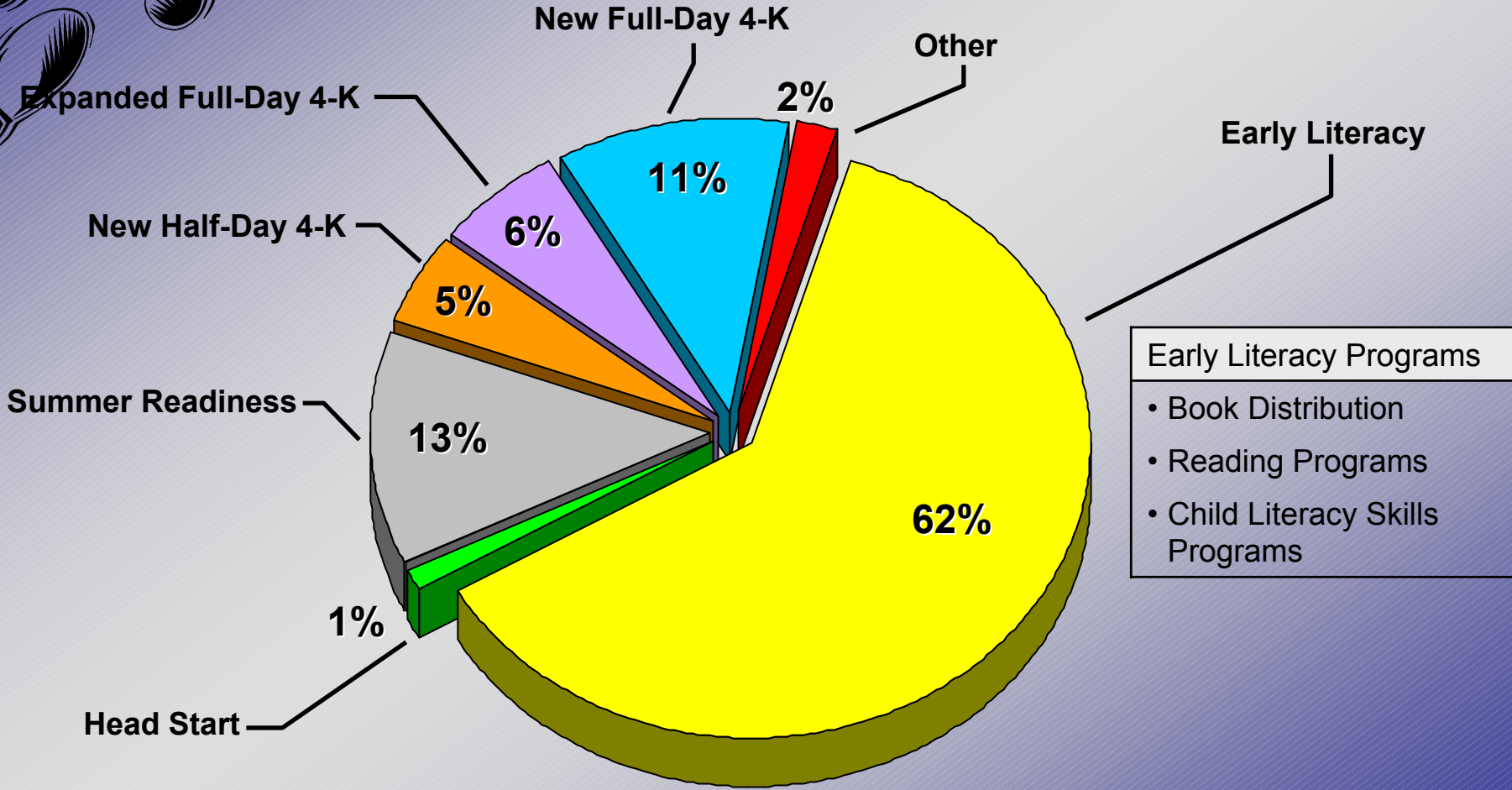
# Statewide Distribution of Funds Among First Steps County-Level Strategies and Operations – FY 2002



5045K

Note: Percentage distribution may change slightly as programs are implemented during FY 2002.

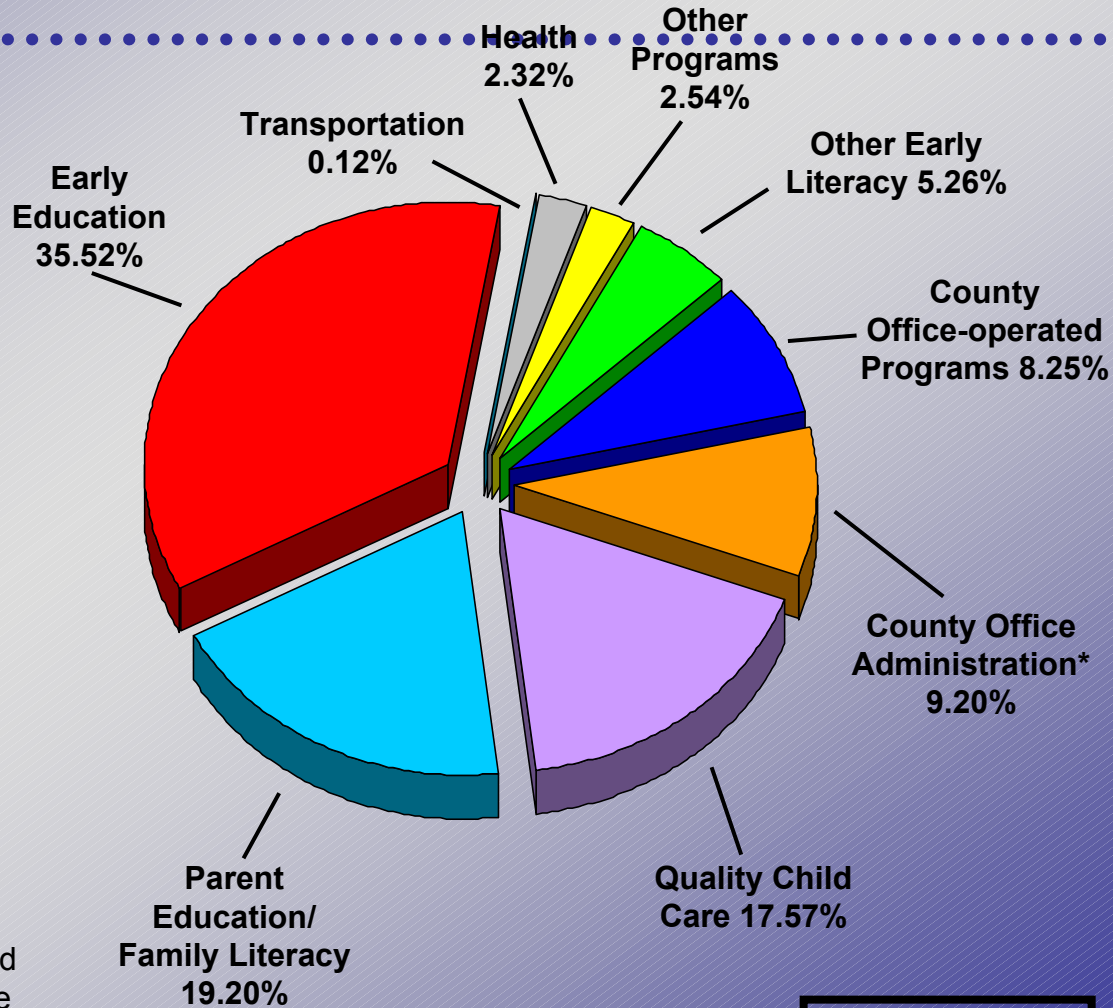
# Distribution of Services by Type of First Steps-Funded Early Education Strategies - 2002, 2003 Reports





# Statewide Distribution of Spending by Counties Fiscal Year 2002

Programs	Spent (Millions)
Early Education	\$10.867
Parent Education/Family Literacy	\$5.875
Quality Child Care	\$5.374
County Office Administration*	\$2.816
County Office-operated Programs	\$2.525
Other Early Literacy	\$1.609
Other Programs	\$0.778
Health	\$0.711
Transportation	\$0.038
<b>Total</b>	<b>\$30.593</b>



\*NOTE: County administration percentage is reflected as a percentage of the total expenditures. Against the formula allocation, it would be 6.52%

5045M



5045N

# First Step Evaluation - Recommendation

---

## Recommendations

- Need for increasing focus on program quality.
- State level advice and assistance on widely encountered challenges.
- Mechanism to share experiences across counties.
- Standardization in procedures and requirements.
- Continued training of Executive Directors and County Partnership Board Members.
- Strengthen and streamline data collection.
- Develop outcome evaluation focusing on children's school readiness.
- With evaluation, select programs that are effective.
- Adequate resources will be needed to sustain First Steps and move it forward.
- A review of spending per young child and per young child in poverty.



50450

## First Step Evaluation – Resources

---

### Spending per child under six

In South Carolina:

\$120 per child; \$620 per poor child

In North Carolina:

\$370 per child; \$2110 per poor child

In California:

\$280 per child; \$1,410 per poor child.





# Effect of Budget Cuts for FY '03-04

---

## Dillon

Eliminated the Library Based Program serving approximately 20 child care providers, 1 Full Time 4K, 1 Head Start Programming, and Home-Based Health Services serving approximately 20 children/families. Reduced Parent Child Home (PCH) and Child Care Scholarships from approximately 23 children to 13 children.

## Orangeburg

Eliminated scholarships and non-home based services serving 66 children w/full day child care scholarships/ABC vouchers to 0. Reduced Parent As Teachers (PAT) from 3 programs to 1 program; 3 full time 4K classes to 1 class; Facility Quality Enhancement programs from 22 centers to 12 centers; Home based services going from serving 175 families to 115 families.

## Lee

Eliminated the 1 full time 4K class and Public-Health Services. Reduced Facility Quality Enhancement grants and training offered to child care providers through the center staff training and development.

## Marion

Eliminated 3 Full time 4K classes and child care scholarships (approximately by 13 children). Reduced funding to PCH program, Parents As Teachers programs and child care providers through FQE.

## Jasper

Eliminated PAT spending of \$29,206 in FY '03 and Health services spending of \$1575 on DHEC program. Reduced 4K from 120 children in FY'03 to serving 20 children in FY '04.

## Hampton,


Eliminated PAT services to 100 families. Reduced 4K program from 40 children in '03 to 20 children in '04. Child care scholarships from serving 36 in '03 to serving 13 in '04; Quality enhancement went from spending \$31,810 in FY '03 to spending \$25,427 in FY '04.

## Allendale

Eliminated early education program in rural health clinic serving 400; family coordinator serving 40 families Full time 4K serving 20 children; and Summer Readiness serving 40. Reduced Quality Enhancement spending from \$30,540 to \$4,000 and scholarships went from serving 25 to 19.

# Budget Cuts Kids

---



How many First Steps children in Plaintiff Districts will be directly affected by the budget cuts?

1000 +





# Defendants' Trial Brief

---

- Pg. 10

“The instructional part of the First Steps program is intended to make [children from poor families] ready to learn”

“The [Program Evaluations] Report concludes that First Steps has now put in place the administrative structures ...and there is evidence that these are indeed fostering collaboration to strengthen service for young children and their families.”

[First Steps legislation] serve[s] as [a] basic framework for the distribution of money and other resources, more of which are allocated to districts with a substantial number of students in poverty, such as Plaintiff Districts.”

“[F]unds are distributed in a way that is fair and that responds to the needs of at risk students, including students in poverty.”